

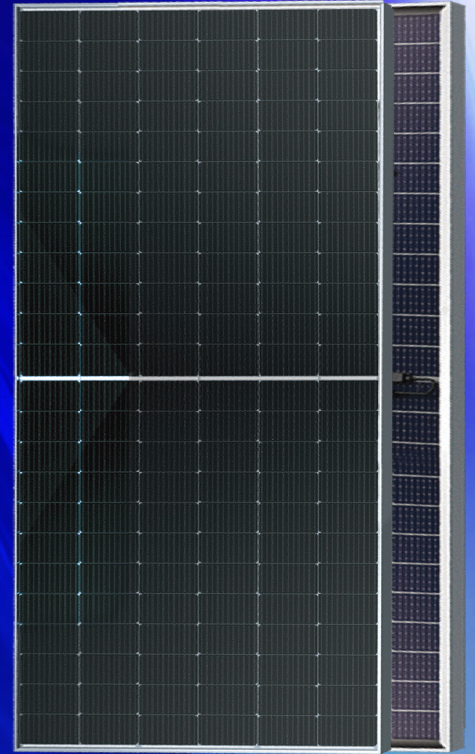
Bifacial Series
(For Marine Applications)

585~605W

HY-NT10/72GDF


Resistant to harsh sea environments

- Resistant to strong wind impact (frame structure strengthened, super dynamic load tested simulating strong wind load)
- Resistant to strong wave (double glass encapsulation for anti-cracking, cell neutral layer structure design)
- Extreme waterproof and light transmission (double-layer marine exclusive coating + connector protection)
- Resistant to salt spray corrosion (high-strength and high-thickness aluminum alloy frame protection)
- Resistant to ultraviolet aging (low acid and high anti-PID film)




 Module Efficiency up to 23.4%


 Zero LID

 SMBB + Half-cell tech, reduce internal current loss, improve module efficiency, minimize micro-crack impacts, and improve module reliability

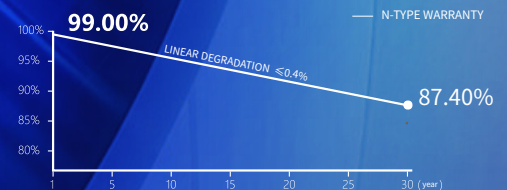
 Non-destructive Slicing Tech, reduce micro-crack risk

 Lower temperature coefficient (-0.29%/°C), lower operating temperature, increase the power generation

 Excellent low irradiance performance, higher power output

 Bifaciality rate up to 80-85%, and up to 30% power gain from back side (depending on albedo)

 More energy yield, lower BOS and LCOE



 15-YEAR PRODUCT WORKMANSHIP WARRANTY

 30-YEAR LINEAR POWER WARRANTY

Comprehensive Products and System Certificates

IEC 61215, IEC 61730
ISO 9001:2015 Quality management systems
ISO 14001:2015 Environmental management systems
ISO 45001:2018 Occupational health and safety management systems



Electrical performance parameters

*STC: Irradiance 1000W/m², Cell Temperature 25° C, AM=1.5

	585	590	595	600	605
Rated output (P _{mpp} / Wp)	585	590	595	600	605
Rated voltage (V _{mpp} / V)	43.95	44.15	44.34	44.54	44.74
Rated current (I _{mpp} / A)	13.31	13.37	13.42	13.48	13.53
Open circuit voltage (V _{oc} / V)	52.05	52.20	52.35	52.55	52.75
Short-circuit current (I _{sc} / A)	14.07	14.13	14.19	14.25	14.31
Module efficiency	22.6%	22.8%	23.0%	23.2%	23.4%
Power tolerance	0~+5W				

NMOT: Irradiance 800W/m², Ambient Temperature 20° C, AM=1.5, Wind Speed 1m/s

	440.7	444.9	449.5	453.4	457.6
Rated output (P _{mpp} / Wp)	440.7	444.9	449.5	453.4	457.6
Rated voltage (V _{mpp} / V)	41.30	41.50	41.70	41.90	42.10
Rated current (I _{mpp} / A)	10.67	10.72	10.78	10.82	10.87
Open circuit voltage (V _{oc} / V)	49.45	49.64	49.84	50.04	50.24
Short-circuit current (I _{sc} / A)	11.36	11.41	11.46	11.51	11.56

Different rear power gains (585W as an example)

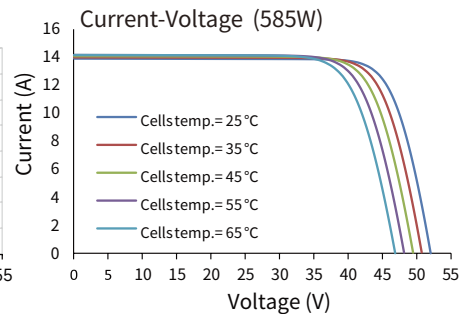
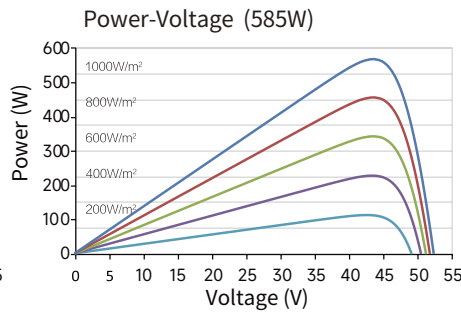
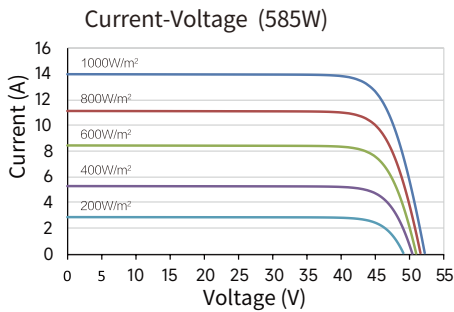
Power gains	P _{mpp} /Wp	V _{mpp} /V	I _{mpp} /A	V _{oc} /V	I _{sc} /A
5%	614	43.95	13.98	52.05	14.77
15%	673	43.95	15.31	52.05	16.18
25%	731	43.95	16.64	52.05	17.59

Temperature coefficient

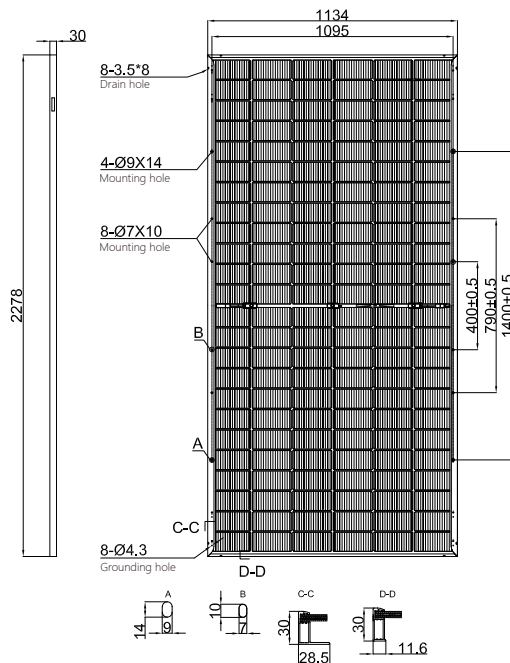
Temperature coefficient (P _{mpp})	-0.29%/°C
Temperature coefficient (I _{sc})	+0.043%/°C
Temperature coefficient (V _{oc})	-0.24%/°C
Nominal module operating temperature (NMOT)	42±2°C

Operating parameters

Max. system voltage (IEC)	1500V _{oc}
Number of diodes	3
Junction box protection rating	IP 68
Max. series fuse rating	30 A
Operational temperature	-40~+85°C
Bifaciality rate	80±5%



Mechanical parameters



Outer dimensions (L x W x H)	2278 x 1134 x 30 mm
Cell	N type mono-crystalline
Number of cells	144 (6*24)
Frame Type	Aluminum, silver anodized
Glass thickness	2.0+2.0 mm
Cable length (including connector)	Portrait: (+)300 mm, (-)300 mm; Customized length
Cable cross-sectional area (IEC)	4 mm ² / 12 AWG
^① Maximum test mechanical load	5400Pa (front) /2400Pa(rear)
Connector type (IEC)	QC4.10-PLUS All-in-One
Module weight	32.1 kg
Packaging unit	36 pcs / box
Weight of packing unit	1215kg / box
Modules per 40' HQ container	720 pcs

^① Please refer to the installation manual or contact us to confirm.
The maximum test mechanical load = 1.5 × maximum design mechanical load.

*The data above is for reference only and the actual data is in accordance with the practical testing. Power Measurement Tolerance ±3% under STC standard.