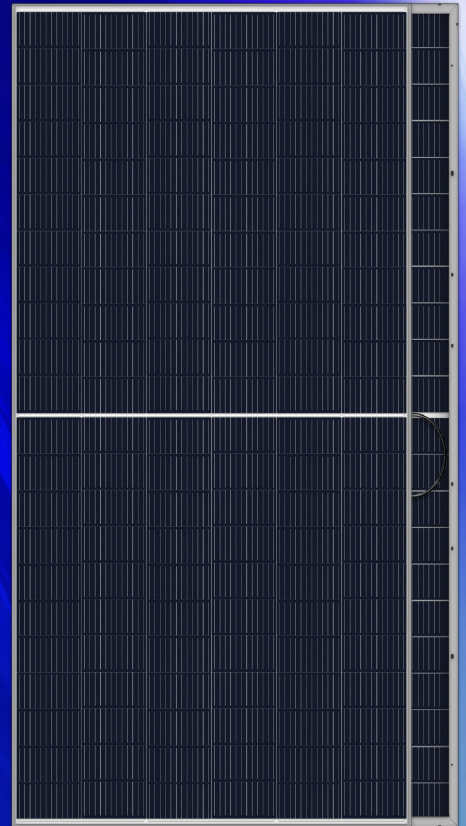










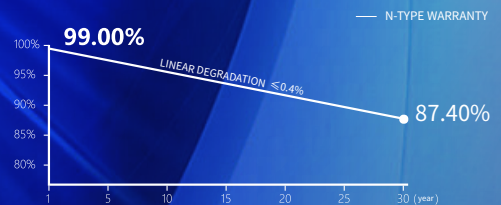




# 605~625W

## HY-NT11/66GDF



-  Module Efficiency up to 23.1%
-  Zero LID
-  SMBB + Half-cell tech, reduce internal current loss, improve module efficiency, minimize micro-crack impacts, and improve module reliability
-  Non-destructive Slicing Tech, reduce micro-crack risk
-  Lower temperature coefficient (-0.29%/°C), lower operating temperature, increase the power generation
-  Excellent low irradiance performance, higher power output
-  85% Bifaciality rate up to 80-85%, and up to 30% power gain from back side (depending on albedo)
-  Resistant to harsh environments
-  Anti PID
-  More energy yield, lower BOS and LCOE



-  15-YEAR PRODUCT WORKMANSHIP WARRANTY
-  30-YEAR LINEAR POWER WARRANTY

### Comprehensive Products and System Certificates

IEC 61215, IEC 61730  
 ISO 9001:2015 Quality management systems  
 ISO 14001:2015 Environmental management systems  
 ISO 45001:2018 Occupational health and safety management systems



## Electrical performance parameters

\*STC: Irradiance 1000W/m<sup>2</sup>, Cell Temperature 25° C, AM=1.5

	605	610	615	620	625
Rated output (P <sub>mpp</sub> / Wp)	605	610	615	620	625
Rated voltage (V <sub>mpp</sub> / V)	40.30	40.50	40.70	40.90	41.10
Rated current (I <sub>mpp</sub> / A)	15.02	15.07	15.12	15.16	15.21
Open circuit voltage (V <sub>oc</sub> / V)	48.30	48.50	48.70	48.90	49.10
Short-circuit current (I <sub>sc</sub> / A)	15.84	15.88	15.92	15.96	16.00
Module efficiency	22.4%	22.6%	22.8%	23.0%	23.1%
Power tolerance	0~+5W				

NMOT: Irradiance 800W/m<sup>2</sup>, Ambient Temperature 20° C, AM=1.5, Wind Speed 1m/s

	461.2	465.1	469.1	473.1	477.1
Rated output (P <sub>mpp</sub> / Wp)	461.2	465.1	469.1	473.1	477.1
Rated voltage (V <sub>mpp</sub> / V)	37.80	38.00	38.20	38.40	38.60
Rated current (I <sub>mpp</sub> / A)	12.20	12.24	12.28	12.32	12.36
Open circuit voltage (V <sub>oc</sub> / V)	45.70	45.90	46.10	46.30	46.50
Short-circuit current (I <sub>sc</sub> / A)	12.81	12.85	12.89	12.93	12.97

## Different rear power gains (605W as an example)

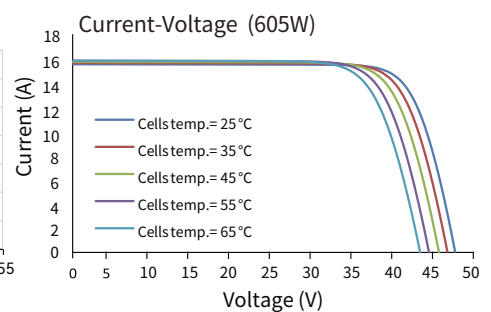
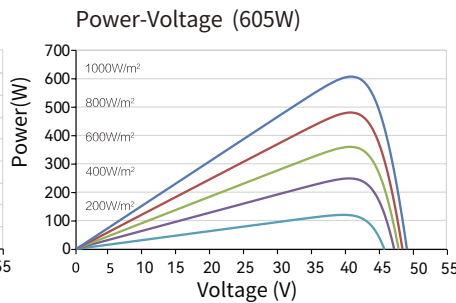
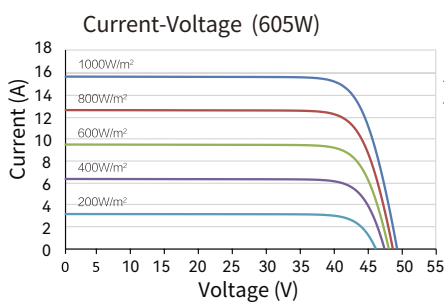
Power gains P <sub>mpp</sub> / Wp	V <sub>mpp</sub> /V	I <sub>mpp</sub> /A	V <sub>oc</sub> / V	I <sub>sc</sub> /A	
5%	635	40.30	15.76	48.30	16.63
15%	696	40.30	17.26	48.30	18.22
25%	756	40.30	18.77	48.30	19.80

## Temperature coefficient

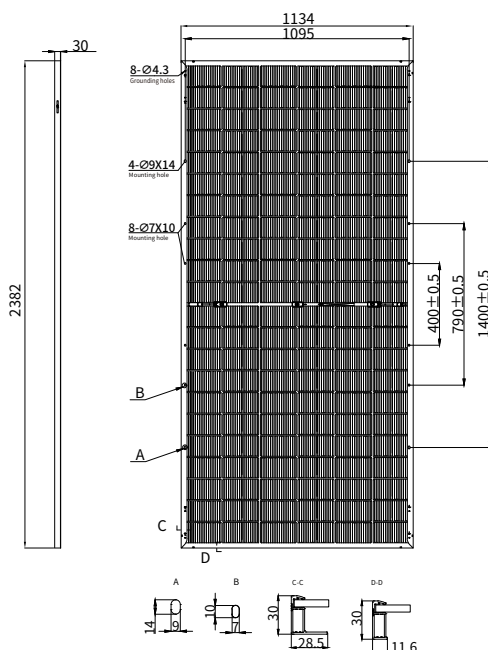
Temperature coefficient (P <sub>mpp</sub> )	-0.29%/°C
Temperature coefficient (I <sub>sc</sub> )	+0.043%/°C
Temperature coefficient (V <sub>oc</sub> )	-0.24%/°C
Nominal module operating temperature (NMOT)	42±2°C

## Operating parameters

Max. system voltage (IEC)	1500V <sub>oc</sub>
Number of diodes	3
Junction box protection rating	IP 68
Max. series fuse rating	30A
Operational temperature	-40~+85°C
Bifaciality rate	80±5%



## Mechanical parameters



Outer dimensions (L x W x H)	2382 x 1134 x 30 mm
Cell	N type mono-crystalline
Number of cells	132 (6*22)
Frame type	Aluminum, silver anodized
Glass thickness	2.0+2.0 mm
Cable length (including connector)	Portrait:( + )300 mm, (- )300 mm ; Customized length
Cable cross-sectional area (IEC)	4 mm <sup>2</sup> / 12 AWG
①Maximum test mechanical load	5400Pa (front) /2400Pa(rear)
Connector type (IEC)	PV-HYC11xyz(standard)/MC4 EVO2(optional)
Module weight	32.4 kg
Packaging unit	36 pcs / box
Weight of packing unit	1221kg / box
Modules per 40' HQ container	720 pcs

① Please refer to the installation manual or contact us to confirm.  
The maximum test mechanical load = 1.5 × maximum design mechanical load.

\*The data above is for reference only and the actual data is in accordance with the practical testing. Power Measurement Tolerance ±3% under STC standard.