










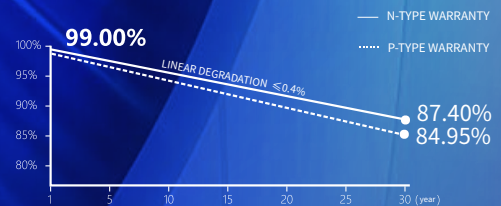




535~555W

HY-NT11/60GDF



-  Module Efficiency up to 22.5%
-  Zero LID
-  SMBB + Half-cell tech, reduce internal current loss, improve module efficiency, minimize micro-crack impacts, and improve module reliability
-  Non-destructive Slicing Tech, reduce micro-crack risk
-  Lower temperature coefficient (-0.29%/°C), lower operating temperature, increase the power generation
-  Excellent low irradiance performance, higher power output
-  Bifaciality rate up to 80-85%, and up to 30% power gain from back side (depending on albedo)
-  Resistant to harsh environments
-  Anti PID
-  More energy yield, lower BOS and LCOE



-  15-YEAR PRODUCT WORKMANSHIP WARRANTY
-  30-YEAR LINEAR POWER WARRANTY

Comprehensive Products and System Certificates

IEC 61215, IEC 61730
ISO 9001:2015 Quality management systems
ISO 14001:2015 Environmental management systems
ISO 45001:2018 Occupational health and safety management systems



Electrical performance parameters

*STC: Irradiance 1000W/m², Cell Temperature 25° C, AM=1.5

Rated output (P _{mpp} / Wp)	535	540	545	550	555
Rated voltage (V _{mpp} / V)	36.10	36.30	36.50	36.70	36.90
Rated current (I _{mpp} / A)	14.82	14.88	14.94	14.99	15.05
Open circuit voltage (V _{oc} / V)	43.20	43.40	43.60	43.80	44.00
Short-circuit current (I _{sc} / A)	15.69	15.73	15.77	15.81	15.85
Module efficiency	21.7%	21.9%	22.1%	22.3%	22.5%
Power tolerance	0~+5W				

NMOT: Irradiance 800W/m², Ambient Temperature 20° C, AM=1.5, Wind Speed 1m/s

Rated output (P _{mpp} / Wp)	408.0	412.1	416.2	420.4	424.6
Rated voltage (V _{mpp} / V)	33.83	34.03	34.23	34.43	34.63
Rated current (I _{mpp} / A)	12.06	12.11	12.16	12.21	12.26
Open circuit voltage (V _{oc} / V)	40.81	41.01	41.21	41.41	41.61
Short-circuit current (I _{sc} / A)	12.68	12.73	12.78	12.83	12.88

Different rear power gains (555W as an example)

Power gains P _{mpp} / Wp	V _{mpp} /V	I _{mpp} /A	V _{oc} / V	I _{sc} /A	
5%	583	36.90	15.79	44.00	16.64
15%	638	36.90	17.30	44.00	18.23
25%	694	36.90	18.80	44.00	19.81

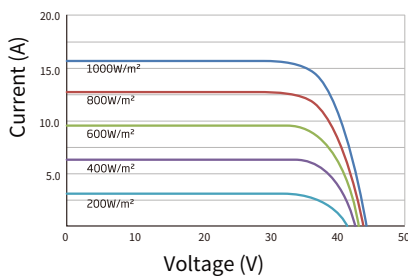
Temperature coefficient

Temperature coefficient (P _{mpp})	-0.29%/°C
Temperature coefficient (I _{sc})	+0.043%/°C
Temperature coefficient (V _{oc})	-0.24%/°C
Nominal module operating temperature (NMOT)	42±2°C

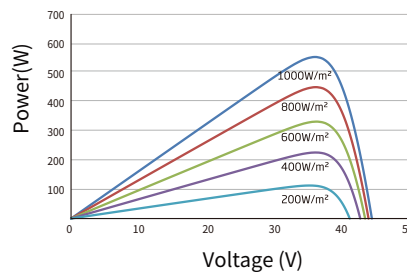
Operating parameters

Max. system voltage (IEC)	1500V _{oc}
Number of diodes	3
Junction box protection rating	IP 68
Max. series fuse rating	35A
Operational temperature	-40~+85°C
Bifaciality rate	80±5%

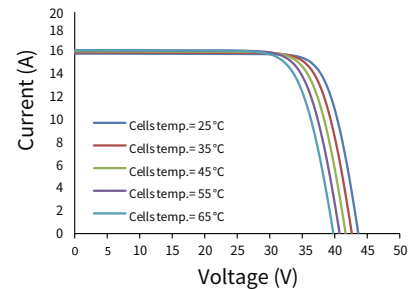
Current-Voltage (555W)



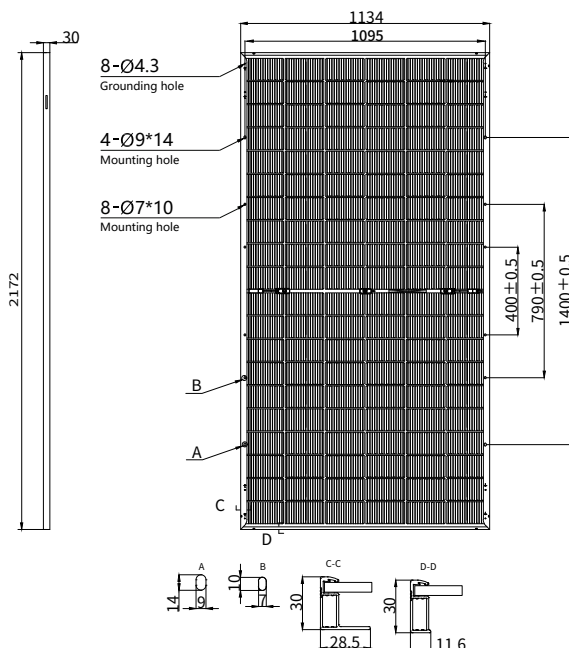
Power-Voltage (555W)



Current-Voltage (555W)



Mechanical parameters



Outer dimensions (L x W x H)	2172 × 1134 × 30mm
Cell	N type mono-crystalline
Number of cells	120 (6*20)
Frame type	Aluminum, silver anodized
Glass thickness	2.0+2.0 mm
Cable length (including connector)	Portrait: (+)300 mm, (-)300 mm ; Customized length
Cable cross-sectional area (IEC)	4 mm ² / 12 AWG
①Maximum test mechanical load	5400Pa (front) /2400Pa(rear)
Connector type (IEC)	PV-HYC11xyz(standard)/MC4 EVO2(optional)
Module weight	30.7 kg
Packaging unit	36 pcs / box
Weight of packing unit	1165 kg / box
Modules per 40' HQ container	720 pcs

① Please refer to the installation manual or contact us to confirm.
The maximum test mechanical load = 1.5 × maximum design mechanical load.

*The data above is for reference only and the actual data is in accordance with the practical testing. Power Measurement Tolerance ±3% under STC standard.