










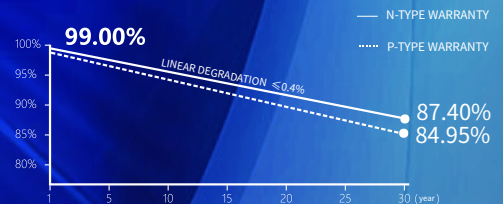



425~445W

HY-NT10/54GDF



-  Module Efficiency up to 22.8%
-  Zero LID
-  SMBB + Half-cell tech, reduce internal current loss, improve module efficiency, minimize micro-crack impacts, and improve module reliability
-  Non-destructive Slicing Tech, reduce micro-crack risk
-  Lower temperature coefficient (-0.29%/°C), lower operating temperature, increase the power generation
-  Excellent low irradiance performance, higher power output
-  85% Bifaciality rate up to 80-85%, and up to 30% power gain from back side (depending on albedo)
-  Resistant to harsh environments
-  Anti PID
-  More energy yield, lower BOS and LCOE



-  30-YEAR PRODUCT WORKMANSHIP WARRANTY
-  30-YEAR LINEAR POWER WARRANTY

Subject to the terms and conditions contained in the applicable HY Solar Limited Warranty Statement. Also this 30-year limited product warranty is available only for products installed and operating on residential rooftops in certain regions.

Comprehensive Products and System Certificates

IEC 61215, IEC 61730
ISO 9001:2015 Quality management systems
ISO 14001:2015 Environmental management systems
ISO 45001:2018 Occupational health and safety management systems



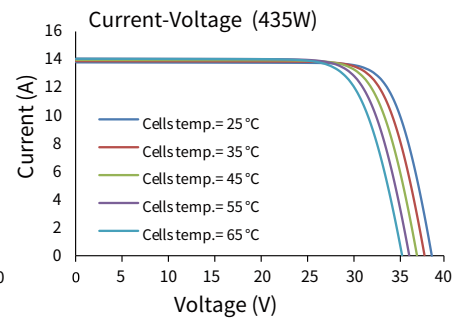
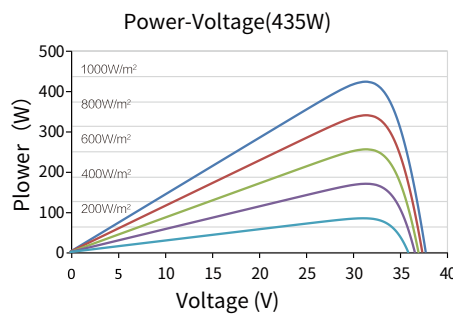
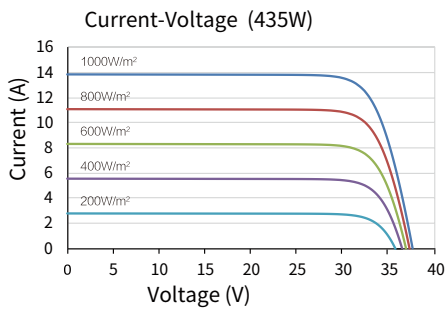
Electrical performance parameters

*STC: Irradiance 1000W/m², Cell Temperature 25° C, AM=1.5

Rated output (P _{mpp} / Wp)	425	430	435	440	445
Rated voltage (V _{mpp} / V)	32.42	32.63	32.84	33.04	33.24
Rated current (I _{mpp} / A)	13.11	13.18	13.25	13.32	13.39
Open circuit voltage (V _{oc} / V)	38.60	38.76	38.92	39.08	39.24
Short-circuit current (I _{sc} / A)	13.83	13.90	13.97	14.04	14.11
Module efficiency	21.8%	22.0%	22.3%	22.5%	22.8%
Power tolerance	0~+5W				

NMOT: Irradiance 800W/m², Ambient Temperature 20° C, AM=1.5, Wind Speed 1m/s

Rated output (P _{mpp} / Wp)	319.9	323.8	327.4	331.3	334.9
Rated voltage (V _{mpp} / V)	30.44	30.63	30.83	31.02	31.21
Rated current (I _{mpp} / A)	10.51	10.57	10.62	10.68	10.73
Open circuit voltage (V _{oc} / V)	36.67	36.82	36.97	37.12	37.27
Short-circuit current (I _{sc} / A)	11.09	11.14	11.20	11.26	11.31



Different rear power gains (435W as an example)

Power gains P _{mpp} /Wp	V _{mpp} /V	I _{mpp} /A	V _{oc} /V	I _{sc} /A	
5%	457	32.84	13.91	38.92	14.67
15%	500	32.84	15.23	38.92	16.07
25%	544	32.84	16.56	38.92	17.46

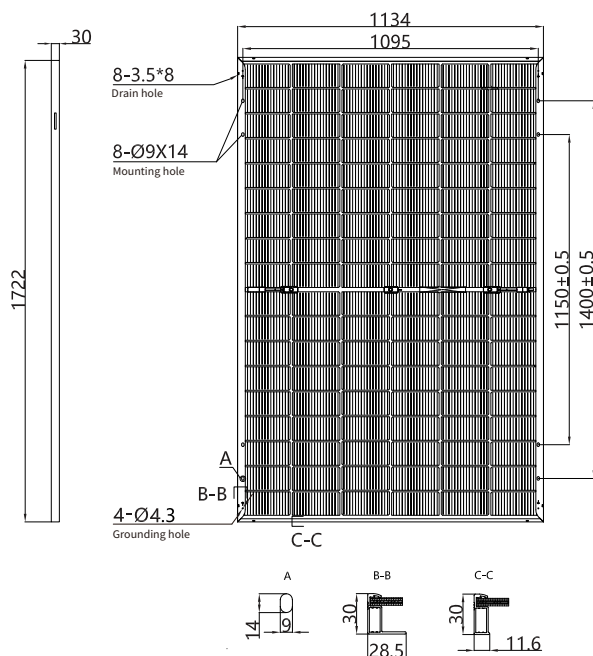
Temperature coefficient

Temperature coefficient (P _{mpp})	-0.29%/°C
Temperature coefficient (I _{sc})	+0.043%/°C
Temperature coefficient (V _{oc})	-0.24%/°C
Nominal module operating temperature (NMOT)	42±2°C

Operating parameters

Max. system voltage (IEC)	1500V _{oc}
Number of diodes	3
Junction box protection rating	IP 68
Max. series fuse rating	30 A
Operational temperature	-40~+85°C
Bifaciality rate	80±5%

Mechanical parameters



Outer dimensions (L x W x H)	1722 x 1134 x 30 mm
Cell	N type mono-crystalline
Number of cells	108 (6*18)
Frame Type	Aluminum, silver anodized
Glass thickness	2.0+2.0 mm
Cable length (including connector)	Portrait: (+)300 mm, (-)300 mm; Customized length
Cable cross-sectional area (IEC)	4 mm ² / 12 AWG
① Maximum test mechanical load	5400Pa (front) /2400Pa(rear)
Connector type (IEC)	PV-HYC11xyz(standard)/MC4 EVO2(optional)
Module weight	23.7 kg
Packaging unit	36 pcs / box
Weight of packing unit	896 kg / box
Modules per 40' HQ container	936 pcs

① Please refer to the installation manual or contact us to confirm.
The maximum test mechanical load = 1.5 × maximum design mechanical load.

*The data above is for reference only and the actual data is in accordance with the practical testing. Power Measurement Tolerance ±3% under STC standard.