









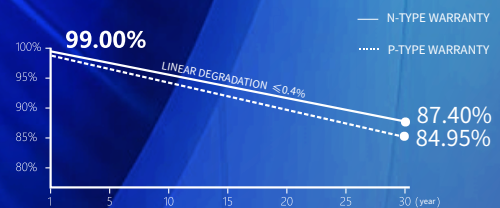



590~610W

HY-NT11/66GDF



-  Module Efficiency up to 22.6%
-  Zero LID
-  SMBB + Half-cell tech, reduce internal current loss, improve module efficiency, minimize micro-crack impacts, and improve module reliability
-  Non-destructive Slicing Tech, reduce micro-crack risk
-  Lower temperature coefficient (-0.29%/°C), lower operating temperature, increase the power generation
-  Excellent low irradiance performance, higher power output
-  Bifaciality rate up to 80-85%, and up to 30% power gain from back side (depending on albedo)
-  Resistant to harsh environments
-  Anti PID
-  More energy yield, lower BOS and LCOE



-  15-YEAR PRODUCT WORKMANSHIP WARRANTY
-  30-YEAR LINEAR POWER WARRANTY

Comprehensive Products and System Certificates

IEC 61215, IEC 61730
ISO 9001:2015 Quality management systems
ISO 14001:2015 Environmental management systems
ISO 45001:2018 Occupational health and safety management systems



Electrical performance parameters

*STC: Irradiance 1000W/m², Cell Temperature 25° C, AM=1.5

Rated output (P _{mpp} / Wp)	590	595	600	605	610
Rated voltage (V _{mpp} / V)	39.70	39.90	40.10	40.30	40.50
Rated current (I _{mpp} / A)	14.86	14.92	14.97	15.02	15.07
Open circuit voltage (V _{oc} / V)	47.70	47.90	48.10	48.30	48.50
Short-circuit current (I _{sc} / A)	15.72	15.76	15.80	15.84	15.88
Module efficiency	21.8%	22.0%	22.2%	22.4%	22.6%
Power tolerance	0~+5W				

NMOT: Irradiance 800W/m², Ambient Temperature 20° C, AM=1.5, Wind Speed 1m/s

Rated output (P _{mpp} / Wp)	449.4	453.3	457.2	461.2	465.1
Rated voltage (V _{mpp} / V)	37.20	37.40	37.60	37.80	38.00
Rated current (I _{mpp} / A)	12.08	12.12	12.16	12.20	12.24
Open circuit voltage (V _{oc} / V)	45.10	45.30	45.50	45.70	45.90
Short-circuit current (I _{sc} / A)	12.69	12.73	12.77	12.81	12.85

Different rear power gains (605W as an example)

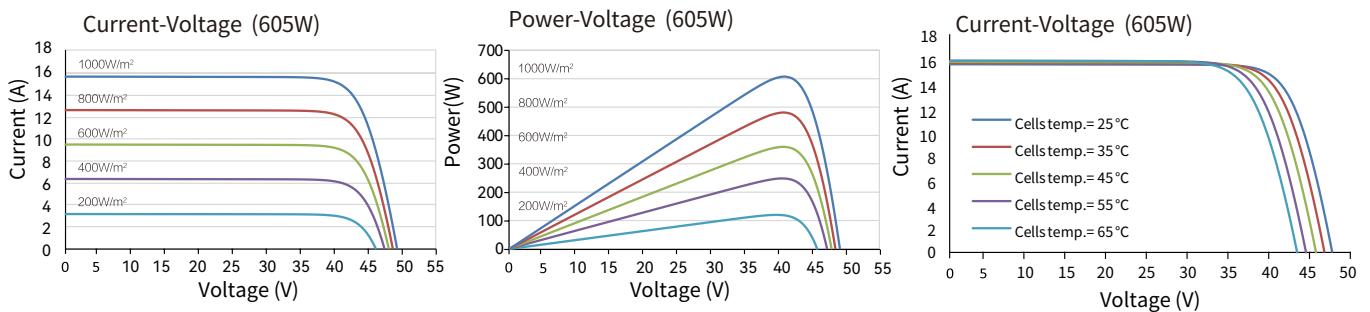
Power gains P _{mpp} /Wp	V _{mpp} /V	I _{mpp} /A	V _{oc} /V	I _{sc} /A	
5%	635	40.30	15.76	48.30	16.63
15%	696	40.30	17.26	48.30	18.22
25%	756	40.30	18.77	48.30	19.80

Temperature coefficient

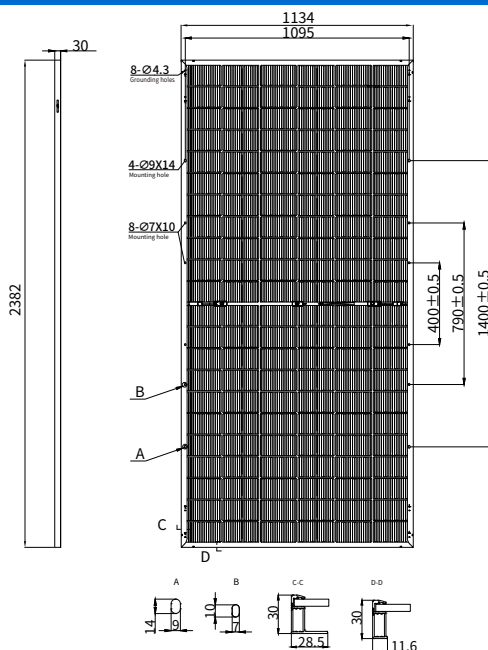
Temperature coefficient (P _{mpp})	-0.29%/°C
Temperature coefficient (I _{sc})	+0.043%/°C
Temperature coefficient (V _{oc})	-0.24%/°C
Nominal module operating temperature (NMOT)	42±2°C

Operating parameters

Max. system voltage (IEC)	1500V _{oc}
Number of diodes	3
Junction box protection rating	IP 68
Max. series fuse rating	30A
Operational temperature	-40~+85°C
Bifaciality rate	80±5%



Mechanical parameters



Outer dimensions (L x W x H)	2382 x 1134 x 30 mm
Cell	N type mono-crystalline
Number of cells	132 (6*22)
Frame type	Aluminum, silver anodized
Glass thickness	2.0+2.0 mm
Cable length (including connector)	Portrait: (+) 300 mm, (-) 300 mm ; Customized length
Cable cross-sectional area (IEC)	4 mm ² / 12 AWG
① Maximum test mechanical load	5400Pa (front) / 2400Pa (rear)
Connector type (IEC)	MC4 EVO2 compatible/MC4 EVO2
Module weight	33.7 kg
Packaging unit	36 pcs / box
Weight of packing unit	1283kg / box
Modules per 40' HQ container	720 pcs

① Please refer to the installation manual or contact us to confirm.
The maximum test mechanical load = 1.5 × maximum design mechanical load.

*The data above is for reference only and the actual data is in accordance with the practical testing. Power Measurement Tolerance ±3% under STC standard.